





















PVC-DWV AND CPVC PIPE AND FITTINGS

	Code#	Description	Size	Box		Code#	Description	Size	Box
		<u>Sewer Drain Pipe</u>					<u>Flow Guard Gold</u>		
	49-1296	PVC Solid 2729 Pipe BE	4"x10'	63			<u>CPVC Hot/Cold Copper Pipe Size, Pressure Pipe</u>		
	49-1309	PVC Perf. 2729 Pipe BE	4"x10'	63		49-1981	CPVC HC Pipe 10 FT	1/2	100
		<u>Sewer Main Pipe</u>				49-2017	CPVC HC Pipe 10 FT	3/4	50
	49-1313	PVC Solid 3034 Pipe	4"x10'	63		49-2020	CPVC HC Pipe 10 FT	1	15
	49-1315	PVC Solid 3034 Pipe	6"x10'	33		49-2030	CPVC CTS Pipe 10 FT	1-1/4	1
		<u>Sewer Ftgs fit 2729/3034</u>				49-2040	CPVC CTS Pipe 10 FT	1-1/2	1
	50-1322	PVC Sewer Fitting Cplg	4	25		50-2750	CPVC x MWSWT Stub	1/2x11	1
	50-1323	PVC Sewer Fitting Cplg	6	25		50-2755	CPVC x MWSWT Stub	3/4x11	1
	50-1330	PVC Sewer Reducer Cplg	6x4	1		50-2800	CPVC HC Coupling	1/2	20
	50-1324	PVC Sewer Fitting Cap	4	25		50-2802	CPVC HC Coupling	3/4	20
	50-1326	PVC Sewer Fitting Cap	6	1		50-2804	CPVC HC Coupling	1	10
	50-1335	PVC Sewer Fitting 45 Ell	4	20		50-2806	CPVC HC Coupling	1-1/2	10
	50-1361	PVC Sewer Ftg 22-1/2 Ell	4	25		50-2812	CPVC FG Trans Cplg	3/4	25
	50-1374	PVC Sewer Fitting Wye	4	10		50-2816	CPVC HC Cap	1/2	10
	50-1387	PVC Sewer Ftg San Tee	4	10		50-2818	CPVC HC Cap	3/4	10
	50-1400	PVC Sewer Ftg Bsn Tee	4	15		50-2820	CPVC HC Cap	1	10
	50-1426	PVC Sewer Ftg CO Adpt	4	20		50-2823	CPVC HC Bush	3/4 x 1/2	10
	50-1428	PVC Sewer Ftg CO Adpt	6	13		50-2940	CPVC HC Bush	1 x 3/4	10
	50-1445	PVC Sewer Ftg 45 Str Ell	4	20		50-2838	CPVC HC Adpt Female	1/2	25
	50-1452	PVC Sewer Ftg 90 Str Ell	4	15		50-2840	CPVC HC Adpt Female	3/4	25
	50-1465	PVC Sewer Drain 90 LS Ell	4	15		50-2842	CPVC HC Adpt Female	1	10
	50-1600	PVC Sewer Fitting 90 Ell	6	1		50-2844	CPVC HC Adpt MIP	1/2	20
	50-1610	PVC Sewer Fitting 45 Ell	6	1		50-2846	CPVC HC Adpt MIP	3/4	10
	50-1616	PVC Sewer Ftg Bsn Tee	6	1		50-2848	CPVC HC Adpt MIP	1	10
	50-1618	PVC Sewer Fitting Wye	6	1		50-2990	CPVC x FIP Adapt	1/2	10
	50-1620	PVC Sewer Fitting Wye	6 x 4	1		50-2992	CPVC x FIP Adapt	3/4	10
						50-2996	CPVC x MIP Adapt	1/2	10
						50-2998	CPVC x MIP Adapt	3/4	10
						50-2856	CPVC HC 45 Elbow	1/2	20
						50-2858	CPVC HC 45 Elbow	3/4	20
						50-2860	CPVC HC 45 Elbow	1	10
						50-2868	CPVC HC 90 Elbow	1/2	20
						50-2870	CPVC HC 90 Elbow	3/4	20
						50-2872	CPVC HC 90 Elbow	1	10
						50-2886	CPVC HC Tee	1/2	20
						50-2888	CPVC HC Tee	3/4	20
						50-2890	CPVC HC Tee	3/4 x 1/2	25
						50-2892	CPVC HC Tee	3/4 x 1/2 x 1/2	25
						50-2894	CPVC HC Tee	3/4 x 1/2 x 3/4	25
						50-2898	CPVC HC Tee	1	10
						50-2904	CPVC HC Tee	1 x 1 x 3/4	10




















Code#	Description	Size	Box		Code#	Description	Size	Box
	50-2912 CPVC HC 45 Street Ell	1/2	25		50-3115	PVC-DWV Coupling	1-1/2	100
	50-2914 CPVC HC 45 Street Ell	3/4	25		50-3120	PVC-DWV Coupling	2	100
	50-2918 CPVC HC 90 Street Ell	1/2	10		50-3121	PVC-DWV Coupling	2 x 1-1/2	25
	50-2920 CPVC HC 90 Street Ell	3/4	10		50-3130	PVC-DWV Coupling	3	60
	50-2928 CPVC HC FIP Drop Ear L	1/2	25		50-3131	PVC-DWV Coupling	3 x 1-1/2	25
	50-2945 CPVC HC Bush	1 x 1/2	10		50-3132	PVC-DWV Coupling	3 x 2	20
	50-3020 CPVC H&C Ball Valve	1/2	5		50-3140	PVC-DWV Coupling	4	25
	50-3025 CPVC H&C Ball Valve	3/4	5		50-3142	PVC-DWV Coupling	4 x 2	10
	<u>PVC-DWV Sch 40 PIPE & FTGS.</u>				50-3143	PVC-DWV Coupling	4 x 3	20
	49-3011 PVC-DWV Pipe 10 Ft	1-1/2	172		50-3146	PVC-DWV Coupling	6	15
	49-3012 PVC-DWV Pipe 20 Ft	1-1/2	172		50-3147	PVC-DWV Coupling	6 x 4	20
	49-3021 PVC-DWV Pipe 10 Ft	2	99		50-3148	PVC-DWV Coupling	8	4
	49-3022 PVC-DWV Pipe 20 Ft	2	99		50-3155	PVC-DWV Coupling	8 x 4	16
	49-3023 PVC-DWV Pipe 10 Ft	3	104		50-3149	PVC-DWV Coupling	8 x 6	12
	49-3024 PVC-DWV Pipe 20Ft	3	46		50-3150	PVC-DWV Coupling	10	4
	49-3025 PVC-DWV Pipe 10Ft	4	60		50-3160	PVC-DWV Coupling	10 x 8	6
	49-3026 PVC-DWV Pipe 20 Ft	4	60		50-3162	PVC-DWV Coupling	12	2
	49-3061 PVC-DWV Pipe 10 Ft	6	28		50-3166	PVC-DWV Coupling	12 x 10	2
	49-3062 PVC-DWV Pipe 20 Ft	6	28		50-3151	PVC-DWV Cap	1-1/2	25
	49-3082 PVC-DWV Pipe 20 Ft	8	18		50-3152	PVC-DWV Cap	2	25
	49-3092 PVC-DWV Pipe 20Ft	10	11		50-3153	PVC-DWV Cap	3	35
	49-3094 PVC-DWV Pipe 20Ft	12	6		50-3154	PVC-DWV Cap	4	40
	49-3050 PVC-DWV Pipe 10 Ft BE	4	54		50-3156	PVC-DWV Cap	6	5
	49-3027 PVC Foam Core Pipe10	1-1/2	172		50-3157	PVC-DWV Cap	8	1
	49-3002 PVC Foam Core Pipe 20	1-1/2	172		50-3221	PVC-DWV Bushing	2 x 1-1/2	50
	49-3028 PVC Foam Core Pipe 10	2	99		50-3231	PVC-DWV Bushing	3 x 1-1/2	30
	49-3004 PVC Foam Core Pipe 20	2	99		50-3232	PVC-DWV Bushing	3 x 2	30
	49-3029 PVC Foam Core Pipe 10	3	104		50-3240	PVC-DWV Bushing	4 x 2	30
	49-3030 PVC Foam Core Pipe 20	3	46		50-3243	PVC-DWV Bushing	4 x 3	30
	49-3039 PVC Foam Core Pipe 10	4	60		50-3264	PVC-DWV Bushing	6 x 4	10
	49-3040 PVC Foam Core Pipe 20	4	60		50-3281	PVC-DWV Bushing	8 x 4	4
	49-3042 PVC Foam Core Pipe 10	6	1		50-3283	PVC-DWV Bushing	8 x 6	4
	50-3104 PVC-DWV Repair Cplg	1-1/2	25		50-3284	PVC-DWV Bushing	10 x 4	2
	50-3106 PVC-DWV Repair Cplg	2	25		50-3285	PVC-DWV Bushing	10 x 6	2
	50-3108 PVC-DWV Repair Cplg	3	10		50-3286	PVC-DWV Bushing	10 x 8	2
	50-3110 PVC-DWV Repair Cplg	4	5		50-3288	PVC-DWV Bushing	12 x 4	2
					50-3291	PVC-DWV Bushing	12 x 10	1



























	Code#	Description	Size	Box		Code#	Description	Size	Box
	50-3315	PVC-DWV Soc x Fem Adpt	1-1/2	100					
	50-3320	PVC-DWV Soc x Fem Adpt	2	100					
	50-3330	PVC-DWV Soc x Fem Adpt	3	30		50-4015	PVC-DWV Wye	1-1/2	50
	50-3340	PVC-DWV Soc x Fem Adpt	4	10		50-4020	PVC-DWV Wye	2	25
	50-3360	PVC-DWV Soc x Fem Adpt	6	10		50-4021	PVC-DWV Wye	2 x 1-1/2	25
	50-3370	PVC-DWC Soc x Fem Adpt	8	6		50-4023	PVC-DWV Wye	2 x 1-1/2 x 1-1/2	25
	50-3411	PVC Soc x Male Adpt	1-1/2 x 1-1/4	25		50-4030	PVC-DWV Wye	3	25
	50-3415	PVC-DWV Soc x Male Adpt	1-1/2	100		50-4031	PVC-DWV Wye	3 x 1-1/2	5
	50-3420	PVC-DWV Soc x Male Adpt	2	100		50-4032	PVC-DWV Wye	3 x 2	25
	50-3430	PVC-DWV Soc x Male Adpt	3	20		50-4040	PVC-DWV Wye	4	5
	50-3440	PVC-DWV Soc x Male Adpt	4	10		50-4042	PVC-DWV Wye	4 x 2	10
	50-3520	PVC-DWV CI Hub Adpt	2 x 2	20		50-4043	PVC-DWV Wye	4 x 3	10
	50-3521	PVC-DWV CI Hub Adpt	2 x 1-1/2	15		50-4060	PVC-DWV Wye	6	4
	50-3543	PVC-DWV CI Hub Adpt	4 x 3	10		50-4064	PVC-DWV Wye	6 x 4	5
	50-3615	PVC-DWV 45 Elbow	1-1/2	100		50-4080	PVC-DWV Wye	8	2
	50-3620	PVC-DWV 45 Elbow	2	50		50-4084	PVC-DWV Wye	8 x 4	1
	50-3630	PVC-DWV 45 Elbow	3	20		50-4086	PVC-DWV Wye	8 x 6	1
	50-3640	PVC-DWV 45 Elbow	4	10		50-4088	PVC-DWV Wye	10	1
	50-3660	PVC-DWV 45 Elbow	6	3		50-4090	PVC-DWV Wye	10 x 4	1
	50-3680	PVC-DWV 45 Elbow	8	2		50-4092	PVC-DWV Wye	10 x 6	1
	50-3690	PVC-DWV 45 Elbow	10	4		50-4094	PVC-DWV Wye	10 x 8	1
	50-3715	PVC-DWV 90 Vent Ell	1-1/2	20		50-4115	PVC-DWV San Tee	1-1/2	100
	50-3720	PVC-DWV 90 Vent Ell	2	30		50-4120	PVC-DWV San Tee	2	35
	50-3730	PVC-DWV 90 Vent Ell	3	25		50-4121	PVC-DWV San Tee	2 x 1-1/2	50
	50-3740	PVC-DWV 90 Vent Ell	4	10		50-4122	PVC-DWV San Tee	2 x 1-1/2 x 2	25
	50-3815	PVC-DWV 22-1/2 Elbow	1-1/2	50		50-4123	PVC-DWV San Tee	2 x 1-1/2 x 1-1/2	25
	50-3820	PVC-DWV 22-1/2 Elbow	2	25		50-4130	PVC-DWV San Tee	3	30
	50-3830	PVC-DWV 22-1/2 Elbow	3	20		50-4131	PVC-DWV San Tee	3 x 1-1/2	20
	50-3840	PVC-DWV 22-1/2 Elbow	4	15		50-4132	PVC-DWV San Tee	3 x 2	10
	50-3850	PVC-DWV 22-1/2 Elbow	6	3		50-4140	PVC-DWV San Tee	4	5
	50-3852	PVC-DWV 22-1/2 Elbow	8	2		50-4142	PVC-DWV San Tee	4 x 2	10
	50-3915	PVC-DWV 60 Elbow	1-1/2	40		50-4143	PVC-DWV San Tee	4 x 3	10
	50-3920	PVC-DWV 60 Elbow	2	25		50-4150	PVC-DWV San Tee	6	6
	50-3930	PVC-DWV 60 Elbow	3	20		50-4154	PVC-DWV San Tee	6 x 4	5
	50-3940	PVC-DWV 60 Elbow	4	10		50-4158	PVC-DWV San Tee	8	1
















	Code#	Description	Size	Box		Code#	Description	Size	Box
	50-4180	PVC-DWV Long Turn Ty	1-1/2	50		50-5120	PVC-DWV Adpt x No-Hub	2	25
	50-4181	PVC-DWV Long Turn Ty	2	20		50-5130	PVC-DWV Adpt x No-Hub	3	20
	50-4182	PVC-DWV Long Turn Ty	3	10		50-5140	PVC-DWV Adpt x No-Hub	4	15
	50-4183	PVC-DWV Long Turn Ty	4	10		50-5211	PVC-DWV Fem T/Adp1-1/2 x 1-1/4		50
	50-4192	PVC-DWV Long Turn Ty	2 x 1-1/2	20		50-5215	PVC-DWV Fem Trap Adpt	1-1/2	50
	50-4193	PVC-DWV Long Turn Ty	3 x 1-1/2	15		50-5311	PVC-DWV Ftg Trap Adp1-1/2 x 1-1/4		75
	50-4194	PVC-DWV Long Turn Ty	3 x 2	10		50-5315	PVC-DWV Ftg Trap Adpt	1-1/2	50
	50-4196	PVC-DWV Long Turn Ty	4 x 2	5		50-5411	PVC-DWV Ftg Male Adpt1-1/2 x 1-1/4		50
	50-4198	PVC-DWV Long Turn Ty	4 x 3	5		50-5415	PVC-DWV Ftg Male Adpt	1-1/2	50
	50-4199	PVC-DWV Long Turn Ty	6 x 4	1		50-5420	PVC-DWV Ftg Male Adpt	2	25
	50-4203	PVC-DWV Long Turn Ty	8 x 4	1		50-5615	PVC-DWV 22-1/2 Str Ell	1-1/2	50
	50-4231	PVC-DWV 3" San Tee	1-1/2 LH Inlet	10		50-5620	PVC-DWV 22-1/2 Str Ell	2	25
	50-4232	PVC-DWV 3" San Tee	2 LH Inlet	10		50-5630	PVC-DWV 22-1/2 Str Ell	3	20
	50-4251	PVC-DWV 3" San Tee	1-1/2 RH Inlet	10		50-5635	PVC-DWV 22-1/2 Str Ell	4	10
	50-4252	PVC-DWV 3" San Tee	2 RH Inlet	10		50-5715	PVC-DWV 45 Str Ell	1-1/2	100
	50-4415	PVC-DWV Vent Tee	1-1/2	25		50-5720	PVC-DWV 45 Str Ell	2	50
	50-4420	PVC-DWV Vent Tee	2	25		50-5730	PVC-DWV 45 Str Ell	3	20
	50-4500	PVC-DWV SAN TEE SPxHxH1-1/2		20		50-5740	PVC-DWV 45 Str Ell	4	10
	50-4505	PVC-DWV SAN TEE SPxHxH2		25		50-5760	PVC-DWV 45 Str Ell	6	3
	50-4543	PVC-DWV Sewer Pipe Adpt	4x3	20		50-5770	PVC-DWV 45 Str Ell	8	6
	50-4544	PVC-DWV Sewer Pipe Adpt	4 x 4	10		50-5780	PVC-DWV 45 Str Ell	10	4
	50-4615	PVC-DWV Ftg x FPT Adpt	1-1/2	50		50-5815	PVC-DWV 90 San Ell	1-1/2	100
	50-4620	PVC-DWV Ftg x FPT Adpt	2	50		50-5820	PVC-DWV 90 San Ell	2	50
	50-4630	PVC-DWV Ftg x FPT Adpt	3	25		50-5830	PVC-DWV 90 San Ell	3	25
	50-4640	PVC-DWV Ftg x FPT Adpt	4	10		50-5840	PVC-DWV 90 San Ell	4	10
	50-4660	PVC-DWV Ftg x FPT Adpt	6	10		50-5860	PVC-DWV 90 San Ell	6	5
	50-4815	PVC-DWV Threaded Plug	1-1/2	50		50-5880	PVC-DWV 90 San Ell	8	1
	50-4820	PVC-DWV Threaded Plug	2	50		50-5885	PVC-DWV 90 San Ell	10	2
	50-4830	PVC-DWV Threaded Plug	3	25		50-5886	PVC-DWV 90 San Ell	12	3
	50-4840	PVC-DWV Threaded Plug	4	30		50-5890	PVC-DWV 90 Vent Str Ell	1-1/2	25
	50-4860	PVC-DWV Threaded Plug	6	10		50-5895	PVC-DWV 90 Vent Str Ell	2	20
						50-5916	PVC-DWV 90 San Str Ell	1-1/2	100
						50-5926	PVC-DWV 90 San Str Ell	2	50
						50-5936	PVC-DWV 90 San Str Ell	3	20
						50-5946	PVC-DWV 90 San Str Ell	4	10
						50-5948	PVC-DWV 90 San Str Ell	6	5
						50-5949	PVC-DWV 90 San Str Ell	8	4



	Code#	Description	Size	Box		Code#	Description	Size	Box
	50-6031	PVC-DWV Low Heel Ell	3 x 1-1/2	25		50-7050	PVC-DWV K/O Clo Flange	4 x 3	30
	50-6032	PVC-DWV Low Heel Ell	3 x 2	25		50-7055	PVC-DWV Closet Flange	4	25
	50-6132	PVC-DWV Side Inlet Ell	3 x 2	10		50-7060	PVC-DWV Clo Flg M/RING	4 x 3	25
	50-6415	PVC-DWV Double Wye	1-1/2	40		50-7061	PVC-DWV Clo Flg M/RING	4	25
	50-6420	PVC-DWV Double Wye	2	20		50-7063	PVC-DWV Closet Flg STR	4 x 3	25
	50-6421	PVC-DWV Double Wye	2 x 1-1/2	10		50-7065	PVC-DWV Closet Flg M/RING	4	25
	50-6430	PVC-DWV Double Wye	3	15					
	50-6431	PVC-DWV Double Wye	3 x 1-1/2	10		50-9315	PVC CL Flg FI-Fit 4 x 3 884-PTM with stainless steel ring		24
	50-6432	PVC-DWV Double Wye	3 x 2	10		50-9305	PVC-DWV CloFlg 3 Inside Pipe #PCF 134		20
	50-6440	PVC-DWV Double Wye	4	5		50-9310	Clo Flg FLUSH FIT with K/O 4" or 3" #883-PT		1
	50-6442	PVC-DWV Double Wye	4 x 2	5					
	50-6443	PVC-DWV Double Wye	4 x 3	5		50-8860	PVC-DWV Offset Clo Flange 4 x 3		25
	50-6515	PVC-DWV Dbl San Tee	1-1/2	25		50-8865	PVC-DWV Clo Flange 45° Fits over 3" Pipe		
	50-6520	PVC-DWV Dbl San Tee	2	20					
	50-6521	PVC-DWV Dbl San Tee	2 x 1-1/2	20		50-7185	PVC-DWV 3"San Tee1-1/2 Dbl Inlet		5
	50-6530	PVC-DWV Dbl San Tee	3	20		50-7190	PVC-DWV 3"San Tee2 Dbl Inlet		5
	50-6531	PVC-DWV Dbl San Tee	3 x 1-1/2	20		50-7210	PVC Backwater Valve	3	1
	50-6532	PVC-DWV Dbl San Tee	3 x 2	10		50-7220	PVC Backwater Valve	4	5
	50-6540	PVC-DWV Dbl San Tee	4	4		50-7230	PVC-DWV Soc U-Bend	1-1/2	20
	50-6542	PVC-DWV Dbl San Tee	4 x 2	5		50-7235	PVC-DWV Soc U-Bend	2	35
	50-6543	PVC-DWV Dbl San Tee	4 x 3	5		50-7275	PVC-DWV P-Trap WT Union1-1/2		25
	50-6582	PVC-DWV 3" Dbl San Tee w/2" Dbl Inlet		10		50-7278	PVC-DWV P-Trap WT Union	2	20
						50-7285	PVC-DWV P-Trap WT CO	1-1/2	10
	50-6715	PVC-DWV 90 LS Str Ell	1-1/2	50		50-7295	PVC-DWV P-Trap WT CO	2	10
	50-6720	PVC-DWV 90 LS Str Ell	2	25		50-7305	PVC-DWV P-Trap Sol Weld	1-1/2	25
	50-6730	PVC-DWV 90 LS Str Ell	3	20		50-7315	PVC-DWV P-Trap Sol Weld	2	20
	50-6815	PVC-DWV 90 LS Elbow	1-1/2	50		50-7325	PVC-DWV P-Trap Sol Weld	3	10
	50-6820	PVC-DWV 90 LS Elbow	2	25		50-7330	PVC-DWV P-Trap Sol Weld	4	4
	50-6830	PVC-DWV 90 LS Elbow	3	10		50-8880	PVC P-Trap SJ W/UN	1-1/2	25
	50-6840	PVC-DWV 90 LS Elbow	4	5					
	50-7020	PVC-DWV 90 Closet Ell	4 x 3	10					
	50-7025	PVC-DWV 90 Clo Str Ell	4 x 3	10					



Code#	Description	Size	Box		
	<u>TOM-KAP Fits inside Pipe</u>				
50-8520	PVC Tom-Kap CO W/Plug	2	50		
50-8530	PVC Tom-Kap CO W/Plug	3	50		
50-8540	PVC Tom-Kap CO W/Plug	4	50		
	50-8760	PVC-DWV CO Tee L/Plug	1-1/2	15	
	50-8790	PVC-DWV CO Tee L/Plug	2	30	
	50-8820	PVC-DWV CO Tee L/Plug	3	20	
	50-8850	PVC-DWV CO Tee L/Plug	4	12	
	50-8855	PVC-DWV CO Tee W/Plug	6x6	8	
	50-8856	PVC-DWV CO Tee W/Plug	8x6	4	
	50-9150	PVC-DWV 2 Floor Drain less Bckwater	12		
	50-9152	PVC-DWV Multi-Purpose Floor Drain Designed for 2 x 3" solvent weld connection, fits over 2" or inside 3" schedule 40 DWV pipe or street ell.	15		
	50-9155	Strainer Only for PVC Floor Drain		1	
	50-9210	PVC Drain w/ adjustable Chrome Strainer #D50-011 - fits over 2" pipe or inside 3" pipe		20	
D50-011 D50-132	50-9212	Same as above but PB - #D50-132		20	
	50-9215	PVC Fiberglass Shower Drain with SS strainer #825-20P - fits over 2" pipe		20	
825-20P 825-20PP	50-9216	PVC Fiberglass Shr Drain w/pol. brass strainer #825-20PP - fits over 2" pipe		1	
	50-9220	White STR only PFG600 SP1237 4-1/4" OD White bonded SS			
					
					
					
					
					
					
					
					<u>Urinal Flange Kits PVC Adjustable</u> Kit includes: solid brass bolts, nuts washers, and gaskets. Horizontal slots fit 3-1/2"-7" mtg ctrs.
	50-9350	PVC Urinal FlgKit for SCH40 Hub	2" hub	20	
	50-9360	PVC Urinal FlgKit for SCH40 Spigot Outlet	2"spi	20	
	50-9400	PVC Recessed Plug	2 in	20	
	50-9405	PVC Recessed Plug	3 in	20	
	50-9410	PVC Recessed Plug	4 in	20	
	17-2905	Plastic Cap-On	1-1/2 in	100	
	17-2910	Plastic Cap-On	2 in	100	
	17-2915	Plastic Cap-On	3 in	50	
	17-2920	Plastic Cap-On	4 in	25	
	17-3008	Plastic Plug-On	1-1/2 in	100	
	17-3012	Plastic Plug-On	2 in	100	
	17-3016	Plastic Plug-On	3 in	50	
	17-3020	Plastic Plug-On	4 in	50	
					<u>MS End-Cap.</u> Multi-size design allows for use on 1-1/2" and 2" or 3" and 4" pipe. Bright yellow color lets them stand out against the pipe, reducing the risk of leaving them on after testing.
	17-2500	MS End Cap	1.5-2"	50	
	17-2502	MS End Cap	3-4"	25	
					<u>Knock-Out Inset Test Cap.</u> Deeper design provides stronger leak-free connections. Holding on to the tab while knocking out the center will prevent the "knock-out" from sliding down the line. Bright yellow in color.
	17-2511	Knock-Out Test Cap	1-1/2"	100	
	17-2512	Knock-Out Test Cap	2"	100	
	17-2513	Knock-Out Test Cap	3"	50	
	17-2514	Knock-Out Test Cap	4"	25	