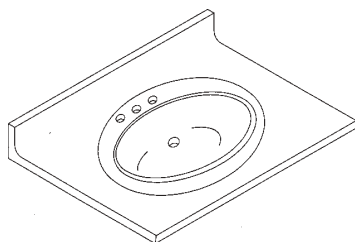




Oasis Marble Tops



Oval 22" depth, 4" faucet hole drilling, recessed molded basin, square edge, and integral backsplash.

001-OB2522	White/White	121-0100
001-OB3122	White/White	121-0150
001-OB3722	White/White	121-0200
001-OB4922	White/White	121-0250

Vanity Top End Splash, 22" depth

001-SS22	White/White	121-1000
----------	-------------------	----------

Gel Coat surface treatment is a rigid, clear polyester. This gel coat offers a superior abrasion resistant surface that can be buffed if scratching occurs. (Standard auto body compound is recommended for buffing.) This gel coat resists thermal shock and helps avoid "crazing" around the drain opening. The clear polyester offers optimum resistance to ultraviolet light, minimizing fading and yellowing.

Custom tops available. We require completed order forms for custom tops. Please call customer service for extra copies.

		<u>Solid</u>	
<u>Marble</u>		031	White
001	White on White	032	Bone
002	White on Natural	033	Biscuit
003	Grey on Natural		
004	Beige on Natural	<u>Onyx</u>	
005	Parchment on Natural	021	White
006	Rose on Natural	023	Grey
007	Blue on Natural	024	Beige
008	Platinum on White	025	Rose
009	Bone on White		
010	Platinum on Natural	<u>Granite</u>	
		051	Rosestone
		052	Sandstone
		053	Greystone



Bertch Bathroom Cabinetry also available, please contact our showroom staff for further information.



C U S T O M O A S I S T O P O R D E R
 ALL ORDERS MUST BE SUBMITTED ON THIS FORM

Ordering Store _____
 Salesperson _____
 Address _____
 P.O # _____ TAG: _____

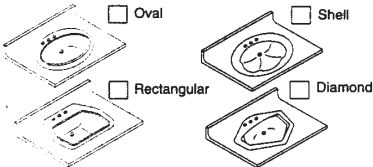
- 1.) SIZE: _____ Length (max. 115", min. 25" with bowl)
 _____ Depth (max. 22" with backsplash) (min. 19" with bowl)
 Custom Depth available between 19"-22" priced as an option.
- 2.) BACKSPASH: YES ___ NO ___ (4 1/4" High Integral Backsplash, 3 1/2" from deck up.)

A. ENTER COLOR SELECTION FROM THE LIST BELOW

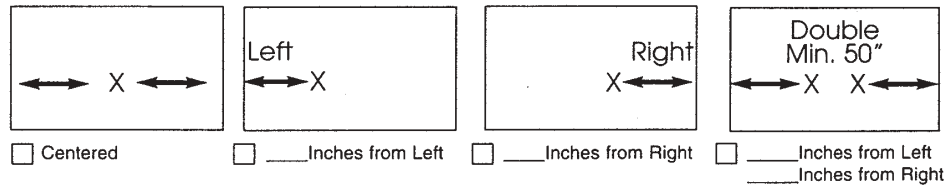
MARBLE	004 Beige on Natural	008 Platinum on White	SOLID	019X	GRANITE
001 White on White	005 Parchment on Natural	009 Bone on White	031 White	021 White	051 Rosestone
002 White on Natural	006 Rose on Natural	010 Platinum on Natural	032 Bone	023 Grey	052 Sandstone
003 Grey on Natural	007 Blue on Natural		033 Biscuit	024 Beige	053 Greystone
				025 Rose	

A1. CHECK FINISH: STANDARD MATTE

B1. BOWL SHAPE OPTION



B2. BOWL PLACEMENT - (included in bowl option) Measure to centerline of bowl (Minimum 13")



B3. FAUCET DRILLING (included with bowl option)

- 4" On center No Drill
 8" On center One Hole
 Other Drilling
 Priced as Separate Option

C. EXPOSED END OPTION

- 1 edge no charge (2 edges = 1 option)
 Left End
 Right End
MUST CHECK OR ENDS WILL NOT BE FINISHED
NO DRIP EDGE NOT AVAILABLE IN CUSTOM

D. INTEGRAL SIDESPLASH OPTION

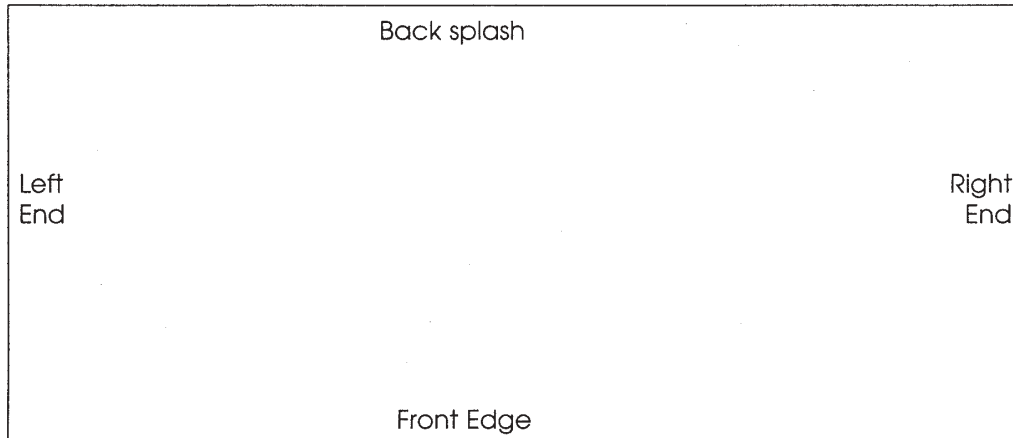
- Only choose one side
 Left Integral
 Right Integral

E. TWO TONE OPTION

- Reference Color #'s above
 Bowl Color (Solid Colors Only) _____
 Deck Color _____
LOOSE SIDESPLASH
 See Above Size Chart
 Left Sidesplash
 Right Sidesplash

F. DRAW ANY ANGLES, RADIUS, CUTBACKS, NOTCHES, ETC. PRICED INDIVIDUALLY AS OPTIONS.

(Please state cabinet configuration if multiple cabinets) **Please make sure all measurements are correct.**



OFFICE USE ONLY

BCM# _____
 WK _____
 GR _____
 DP _____
 LV _____
 DAY _____

CUSTOM MARBLE SILLS (minimum charge \$35.00)

