



BrassMaster *plus+* Softeners and Filters



BrassMaster Plus Professional Series Residential Water Softener

Metered Regeneration

- Electronic, high performance controls
- Superior iron removal capacity
- Greater capacity and flow rate performance
- Standard meter demand regeneration for precise salt efficiencies
- Exclusive 5 year APW warranty
- Insulated tank design eliminates tank condensation

Features exclusive APM modular design to assure optimal system performance

Nearly all serviceable parts lie inside the removable APM. Factory module support program assures optimal performance and eliminates potential for expensive field repairs

BRASSMASTER PLUS SPECIFICATIONS

Model#	Cabinet Models		Two- Tank Models		
	BP27	BP35	BPT27	BPT35	BPT48
Roberts Code#	370-0650	370-0655	370-0660	370-0665	
Grain Capacity	27,000	35,000	27,000	35,000	48,000
Lbs. Salt per regeneration	9	12	9	12	18
Max. Flow Rate (gpm)	12	14	12	14	14
Backwash Rate (gpm)	2.0	3.5	2.0	3.5	3.5
Brine Tank Salt capacity (lbs)	200	200	300	300	300
Iron Capacity (ppm)	8	8	8	8	8
Mineral Tank Dimensions	9" x 35"	10" x 35"	8" x 44"	10" x 44"	10" x 47"
Brine Tank Dimensions	14" x 20"	14" x 20"	18" x 36"	18" x 36"	18" x 36"
Overall Height	47"	47"	52"	52"	55"
Inlet/Outlet Pipe Size	3/4"	3/4"	3/4"	3/4"	3/4"
Pipe Centers	2"	2"	2"	2"	2"





BrassMaster



Features exclusive APM modular design to assure optimal system performance

BrassMaster Residential Water Softener

Metered Regeneration

- Exclusive 3 year APM Warranty
- 5 year tank warranty
- Meter demand on 10 day timeclock regeneration available

Nearly all serviceable parts lie inside the removable APM. Factory module support program assures optimal performance and eliminates potential for expensive field repairs

BRASSMASTER SPECIFICATIONS

Model#	Cabinet Models		Two- Tank Models		
	B24	B32	BT24	BT32	BT48
Roberts Code#	370-0680	370-0685	370-0700	370-0705	
Grain Capacity	24,000	32,000	24,000	32,000	48,000
Lbs. Salt per regeneration	9	12	9	12	18
Max. Flow Rate (gpm)	10	10	10	10	12
Backwash Rate (gpm)	1.5	2.0	1.5	2.0	3.5
Brine Tank Salt capacity (lbs)	200	200	300	300	300
Iron Capacity (ppm)	3	3	3	3	3
Mineral Tank Dimensions	8" x 35"	9" x 35"	7" x 44"	8" x 44"	10" x 47"
Brine Tank Dimensions	14" x 20"	14" x 20"	18" x 36"	18" x 36"	18" x 36"
Overall Height	47"	47"	52"	52"	55"
Inlet/Outlet Pipe Size	3/4"	3/4"	3/4"	3/4"	3/4"
Pipe Centers	2"	2"	2"	2"	2"



BrassMaster



BrassMaster Residential Water Softener
Timered Regeneration

- Exclusive 3 year APM Warranty
- 5 year tank warranty
- Meter demand on 10 day timeclock regeneration available

*Features exclusive
APM modular design to
assure optimal system
performance*

Nearly all serviceable parts lie inside the removable APM. Factory module support program assures optimal performance and eliminates potential for expensive field repairs

BRASSMASTER SPECIFICATIONS

Model#	Cabinet Models		Two- Tank Models		
	B24T	B32T	BT24T	BT32T	BT48
Roberts Code#	370-0670	370-0675	370-0690	370-0695	
Grain Capacity	24,000	32,000	24,000	32,000	48,000
Lbs. Salt per regeneration	9	12	9	12	18
Max. Flow Rate (gpm)	10	10	10	10	12
Backwash Rate (gpm)	1.5	2.0	1.5	2.0	3.5
Brine Tank Salt capacity (lbs)	200	200	300	300	300
Iron Capacity (ppm)	3	3	3	3	3
Mineral Tank Dimensions	8" x 35"	9" x 35"	7" x 44"	8" x 44"	10" x 47"
Brine Tank Dimensions	14" x 20"	14" x 20"	18" x 36"	18" x 36"	18" x 36"
Overall Height	47"	47"	52"	52"	55"
Inlet/Outlet Pipe Size	3/4"	3/4"	3/4"	3/4"	3/4"
Pipe Centers	2"	2"	2"	2"	2"





PARTS - for water softeners

155A-30	AUTOTROL CONTROL MODULE	370-0620
440	AUTOTROL TIMER DAY CLOCK	370-0640

Replacement Remanufactured Modules:

R24M	24,000 Grain Metered Module	370-0800
R32M	32,000 Grain Metered Module	370-0820
R24T	24,000 Grain Timeclock Module	370-0840
R32T	32,000 Grain Timeclock Module	370-0860
R27E	27,000 Grain Electronic Module	370-0880
R32E	32,000 Grain Electronic Module	370-0900

How to size a domestic softener.

Figure each person uses 60 gallons of water per day per person.

Determine: Water Hardness.
 Determine: Iron Content.

EXAMPLE: People in Family 4
 Hardness 10 GPG
 Iron 2 PPM

4 People x 60 Gallons Each = 240 Gallons Per Day
 x 10 GPG Hardness
 2400 Grains of Hardness To Be Removed Per Day
 x 7 Days Per Week
 16800 Grains of Hardness To Be Removed Each Week

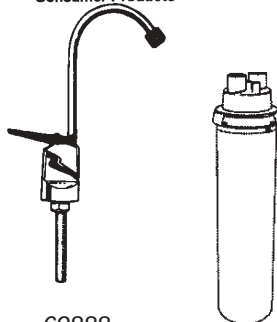
Softener selected should be capable of providing required grains softening capacity with no more than once or twice a week regeneration. Iron content should not exceed the maximum indicated in the softener specifications.

* NOTE: Gallons of soft water per regeneration listed in specifications are based on 10 GPG water. To determine the number of gallons that can be softened per regeneration in other hardness situations, simply divide the softener grain size by your water hardness. EXAMPLE: 18,500 divided by 20 GPG hardness = 925 gallons of soft water per regeneration.




Aqua-Pure®
The cure for troubled water.

CUN
Consumer Products

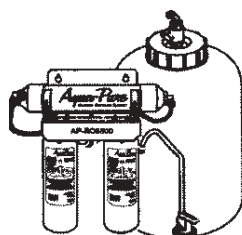


69888

AP-DWS750LF



APDWS-1000LF



APR0-5500



AP11T

Model#	Description	Code #
69888	Cold Water Faucet with 1/4 OD connectors Chrome White	370-1500 370-1510
AP-DWS750LF	Lead/Cyst Filter Dirt/Rust, Taste/Odor, Chlorine Lead, Cyst .5 micron, 1500 gallons Valve-in-head - 1/4" connection Faucet not included Sanitary quick change AP-DW85 cartridge included	370-1555
APDWS-1000LF	Dual-Stage Filtration System Reduces Lead, Chlorine, VOCs, Giardia Cysts, Bad Taste and Odors Automatic shut-off meter reminds you when to replace filter cartridges. .5 micron, 625 gallons For cold water use only Less faucet Flow Rate: .5gpm @ 60 psi Replacement Cartridges: AP-DW80, AP-DW90	370-1560
APR0-5500	Reverse-Osmosis System High production membrane Automatic shut-off valve Compact design Includes lead free faucet Sanitary AP5527 cartridge set included	370-1572
AP11T	Dirt/Rust Cold Water Filter Built-in pressure relief button filter wrench included, installs on incoming water line 3/4" IPS connections, 13-1/8" x 4-9/16" Flowrate GPM (6) replacement cartridge - AP110 H/C Degree of nominal filtration - 5 microns Optional Cartridges - (order as separate cartridges) AP124 Course, Dirt/Rust - 50 microns AP117 Taste & Odor - 5 microns	370-1595



Model#	Description	Code #
--------	-------------	--------

AP101T	Dirt/Rust Cold Water Filter with shut-off valve in head. Installs on incoming water line. 3/4" IPS connections, 14-9/16" x 4-9/16", Flowrate GPM (6), Replacement Cartridge - AP110 H/C Degree of nominal filtration - 5 microns <u>Optional Cartridges - (order as separate cartridges)</u> AP124 Course, Dirt/Rust - 50 microns AP117 Taste & Odor	370-1600
--------	---	----------



AP102T	Dirt/Rust Water Filter. For Cold Water Only 3/4"NPT, 24-1/8" x 4-9/16". Filters Not Included. Built-in Shut-off valve w/pressure relief For High Water demand applications; less frequent cartridge changes. <u>Takes 2 Cartridges - Optional Cartridges (order as separate cartridges)</u> AP110 Dirt/Rust, 5 microns AP124 Dirt/Rust, 50 microns AP117 Dirt/Rust, Taste/Odor, 5 Microns AP420 Dirt/Rust, Scale, 5 Microns	370-1605
--------	--	----------



AP101T



AP200

AP200	Dirt/Rust, Taste/Odor, Cold Water Filter 3/8" IPS connections, 8-13/16" x 4-7/8", Flowrate GPM (2), Replacement Cartridge - AP217 Degree of nominal filtration - normal contamination	370-1620
-------	---	----------

AP102T

AP717	Dirt/Rust, Taste/Odor, Scale Cold Water Filter In-Line filter for Icemaker, Coffee & Tea Makers 1/4" NPT connections 8-3/8" x 2-1/4", Flowrate GPM (1/2) Service life prox 1,500 gallons Degree of nominal filtration - 5 microns	370-1645
-------	--	----------



AP717

AP801	Whole House Heavy Duty Dirt/Rust/Sediment Filter Protects household plumbing and extends the life of appliances, faucets and fixtures by removing abrasive dirt, rust and sediment Reduces impurities as small as 5 microns Unrestricted flow design and 1"NPT connections provide a flow rate up to 20 gpm Pressure relief button for quick, easy cartridge replacement Replacement cartridge AP810 Dirt/Rust & AP815 Dirt/Rust/Taste/Odor & Chlorine	370-1647
-------	---	----------



AP801



Consumer Products



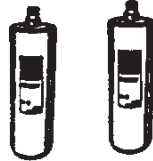
AP510



AP1610



AP-C77




AP-DWS
80/90



AP110



AP-DW85



AP117



AP124



AP217



AP420

Model#	Description	Code #
AP510	Dirt/Rust, Taste/Odor, Chlorine Scale Filter 5 micron, 2000 gallons, 3/4" pipe connections Sanitary AP517 cartridge included	370-1640
AP1610	Dirt/Rust, Hot/Cold Water Filter Heavy duty housing made of 304 SS and brass Maximum water temperature - 210 deg.F 3/4" IPS horizontal connections Replacement AP110 H/C cartridge Degree of nominal filtration - 5 microns <u>Optional Cartridges - (order as separate cartridges)</u> AP 124 Course, Dirt/Rust, 50 microns AP 117 Taste & Odor (cold water only)	370-1650
AP-C77	Chemical Remove Cartridge fits AP-CRF, 1 PER BOX	370-1790
AP-DWS80/90	Replacement Cartridge for AP-DWS1000 1 ea DWS-80 & DWS-90	370-1795
AP-DW85	Replacement Cartridge for AP-DWS750 Dirt/Rust, Taste/Odor, Chlorine Lead, Cyst .5 micron, 1500 gallons	370-1797
AP110	Dirt/Rust Water Filter Cartridge 5 microns Hot & Cold -Two per Box	370-1800
AP117	Dirt/Rust, Taste/Odor, Water Filter Cartridge With activated carbon granules Cold Water -Two per Box	370-1820
AP117RO	Post Filter for APRO-5000 One Per Box	370-1825
AP124	Dirt/Rust Water Filter Cartridge Course - 50 microns Hot & Cold - Two per Box	370-1830
AP217	Dirt/Rust, Taste/Odor Water Filter Cartridge With activated carbon granules - Cold Water - Two per Box	370-1840
AP420	Dirt/Rust Scale Stopper Water Filter Cartridge for Model AP101, AP1610 Cold Water - Two per Box	370-1885



Aqua-Pure®
The cure for troubled water.



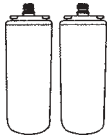
AP810



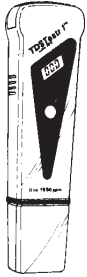
AP517



AP815



AP5527



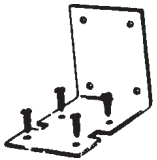
ROTDS-MTR



Seal Plate



Gasket



Mounting Kit

Model#	Description	Code #
AP517	Dirt/Rust, Taste/Odor, Scale Stopper Water Filter Cartridge for Model AP 500 - Gold Cold Water -One per Box	370-1890
AP810	Dirt/Rust Cartridge for Model AP801 One per Box	370-1895
AP815	Dirt/Rust, Taste/Oder &Chlorine Cartridge For Model AP801 One Per Box	370-1900
AP5527	Replacement APRO5500 Sold in Sets of Two.	370-1980
RM-TFC	Replacement Membrane	370-2000
ROTDS-MTR	RO Water Test Meter Hand-held total dissolved solids meter for RO	370-2005

TUBING TO BE USED ON THE APRO5000 - REVERSE OSMOSIS UNITS

36897-41	GREEN 1/4" Feed Water Tube (per foot)	370-2060
36897-46	RED 1/4" Reject Water Tube (per foot)	370-2065
36897-59	BLACK 3/8" Drain Water Tube (per foot)	370-2070
36897-93	BLUE 3/8" Product Water Tube (per foot)	370-2075

CUNO PARTS - USED WITH AP10, AP50 SERIES FILTERS

A34245-31	Seal Plate	370-2010
AP36851-31	Gasket	370-2040
68901-31	Mounting Kit (optional) F/AP801	370-2050



WATTS UNDER SINK REVERSE OSMOSIS SYSTEM



Features 5- Stages of Filtration

- 1) 5-micron sediment: Reduces dirt, sand and rust.
- 2) 10-micron carbon block: Reduces chlorine, objectionable tastes.
- 3) 10-micron carbon block: Provides additional impurity absorption
- 4) Thin Film Composite (TFC) membrane: Separates purified water from the rejected impurities down to 1/10,000 of a micron or up to 98% of Lead, Fluoride, Dissolved Solids and Radium, which are flushed automatically to the drain.
- 5) Granular Activated Carbon filter: Enhances the water's taste.

Benefits:

Reduces: Lead, Copper, Barium, Fluoride, Cadmium, Hexavalent Chromium, Trivalent Chromium, Radium, Chlorine, Bad tastes, odors, and other contaminants. Includes Air-Gap faucet to meet plumbing codes.

RO-5 Under Sink Reverse Osmosis System 370-0575



Water Marque

Water Marque IL6, IL7 & IL9

Specifications:

- 5 stage filtration and purification system
- Recommended for residential use
- Standard 3/4" connections
- Easy installation kit 3/4" gate valve included
- In-Line connectors for direct hook up
- Heavy duty fiberglass tank with base
- 5 micron-filter and 1 micron post-filter
- Bacteriostatic media: Prevents bacteria growth (algae, fungi)
- Improves taste and color - Eliminates odors
- Reduces most EPA listed contaminants
- Laboratory tested
- Prorated warranty
- Made in the U.S.A



IL6



IL7



IL9

Code #	Description	Model #
--------	-------------	---------

IL6 Commercial Sink - Restaurant / School Filter - 150,000 gal

Max. Capacity: 150,000 gal / 568,000 L
 Recommended Flow: 2 to 4 gpm / 7.6 to 15.2 L/min
 Unit Height: 21" / 53.3cm
 Unit Width: 7" Diameter / 17.8cm
 Unit Shipping Wt: 26 lbs / 11.8 kg

370-3030	Commercial Sink - Restaurant / School Filter	IL6
----------	--	-----

IL7 Whole House Filter - 500,000 gal

Max. Capacity: 500,000 gal / 1,892,700 L
 Recommended Flow: 4 to 6gpm / 15.2 to 22.8 L/min
 Unit Height: 47" / 1.2M
 Unit Width: 8" Diameter / 20.3cm
 Unit Shipping Wt: 62 lbs / 28.1 kg

370-3040	Whole House Filter 500,000 gal	IL7
----------	--------------------------------	-----

IL9 Whole House Filter - 750,000 gal

Max. Capacity: 750,000 gal / 2,838,750 L
 Recommended Flow: 6 to 8gpm / 22.7 to 30.3 L/min
 Unit Height: 51" / 1.3 M
 Unit Width: 10" Diameter / 25.4 cm
 Unit Shipping Wt: 90 IDS / 40.8 kg

370-3050	Whole House Filter 750,000 gal	IL9
----------	--------------------------------	-----



100

Code #	Description	Model #
--------	-------------	---------

Model 100 Under Sink Water Filter

The MODEL 100 provides gallon after gallon of clean, clear filtered water. This commercial grade in-line water treatment unit is designed for municipally treated cold water. The MODEL 100 features state-of-the-art engineering and design and has surpassed the most rigorous and demanding quality assurance testing.

Application: ALL Municipal Water Sources: Water Coolers, Water Fountains, Ice Makers, Under Counter, etc.

Capacity: 2 - 3 Years or 12,000 gallons under normal use.

Media: Kinetic Degradation Fluxion Media (KDF) and Coconut Shell Granular Activated Carbon

Fittings: Inlet/Outlet - 3/8" Quick Connect.

Dimensions: Height - 14", Diameter - 5"

Weight: Dry - 7 IDS., Shipping - 8 lbs.

Warranty: 3 Years, Pro-rata.

Other: 5' length of 3/8" Tubing plus miscellaneous fittings

370-3000	Under Sink Water Filter	100
----------	-------------------------	-----



CD90

Model CD90 Counter-top Filter

The Counter Top Model CD90 provides gallon after gallon of clean, clear filtered water. This commercial grade water treatment unit is designed for municipally treated cold water, and is our most economical model. The Model CD90 features state-of-the-art engineering and design and has surpassed the most rigorous and demanding quality assurance testing.

Application: Attaches to your faucet: no installation!

Capacity: 2-3 years or 5,000 gallons under normal use

Media: KDF/Granular Activated Carbon

Fittings: Inlet—1/4" Quick Connect

Dimensions: Height 11 ".Width 4"

Weight: 5 lbs.

Warranty: 3-year pro-rata

370-3020	Counter-top Filter	CD90
----------	--------------------	------



50

Model 50 Refrigerator / Coffee / Water Fountain Filter

The MODEL 50 provides gallon after gallon of clean, clear filtered water. This commercial grade in-line water treatment unit is designed for municipally treated cold water. The MODEL 50 features KDF alloy combined with granular activated carbon filtration media bed which reduces impurities, heavy metals, bad tastes, odors, colors, etc. from municipal drinking water.

Application: ALL Municipal Water Sources: Water Coolers, Water Fountains, Ice Makers, Under Counter, etc.

Capacity: 2 - 3 Years or 3,000 gallons under normal use.

Media: KDF/Granular Activated Carbon

Fittings: Inlet/Outlet -1/4" Quick Connect.

Dimensions: Height -12", Diameter - 3"

Weight: Dry-2 lbs., Shipping - 3 lbs.

Warranty: 3 Years, Pro-rata.

370-3010	Refrigerator / Coffee / Water Fountain Filter	50
----------	---	----



SH-CPG-5



SH-WH-5



SH-CP-1



SH-WH-1



SHH-CP-8



SHH-IL-CP

Code #	Description	Model #
--------	-------------	---------

Deluxe Shower Filter Head

Deluxe chlorine removal shower head with 5 settings.

370-3060	Chrome	SH-CPG-5
370-3070	White	SH-WH-5
370-3120	Shower Filter Replacement	SH-Filter

Shower Filter Head

Single function chlorine removal shower head

370-3080	Chrome	SH-CP-1
370-3090	White	SH-WH-1
370-3120	Shower Filter Replacement	SH-Filter

Handheld Shower Filter Kit

Includes 8 setting head, hose and shower arm holder.

370-3130	Chrome	SHH-CP-8
370-3110	In-line Shower Filter Replacement	IL-Filter

In-Line Shower Filter

370-3100	Chrome In-Line Shower Filter	SHH-IL-CP
370-3110	In-line Shower Filter Replacement for SHH-IL-CP	IL-Filter

